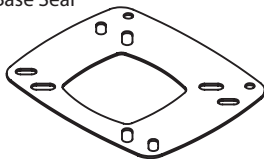
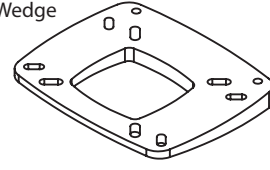


Installation Instructions

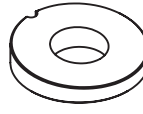
20-07-2021 (Issue 2)

WD-RAD-01





Parts List

| | |
|--|---|
| <p>Base Seal</p>  <p>19026 1</p> | <p>Wedge</p>  <p>17224 1</p> |
|--|---|

Optional Extra

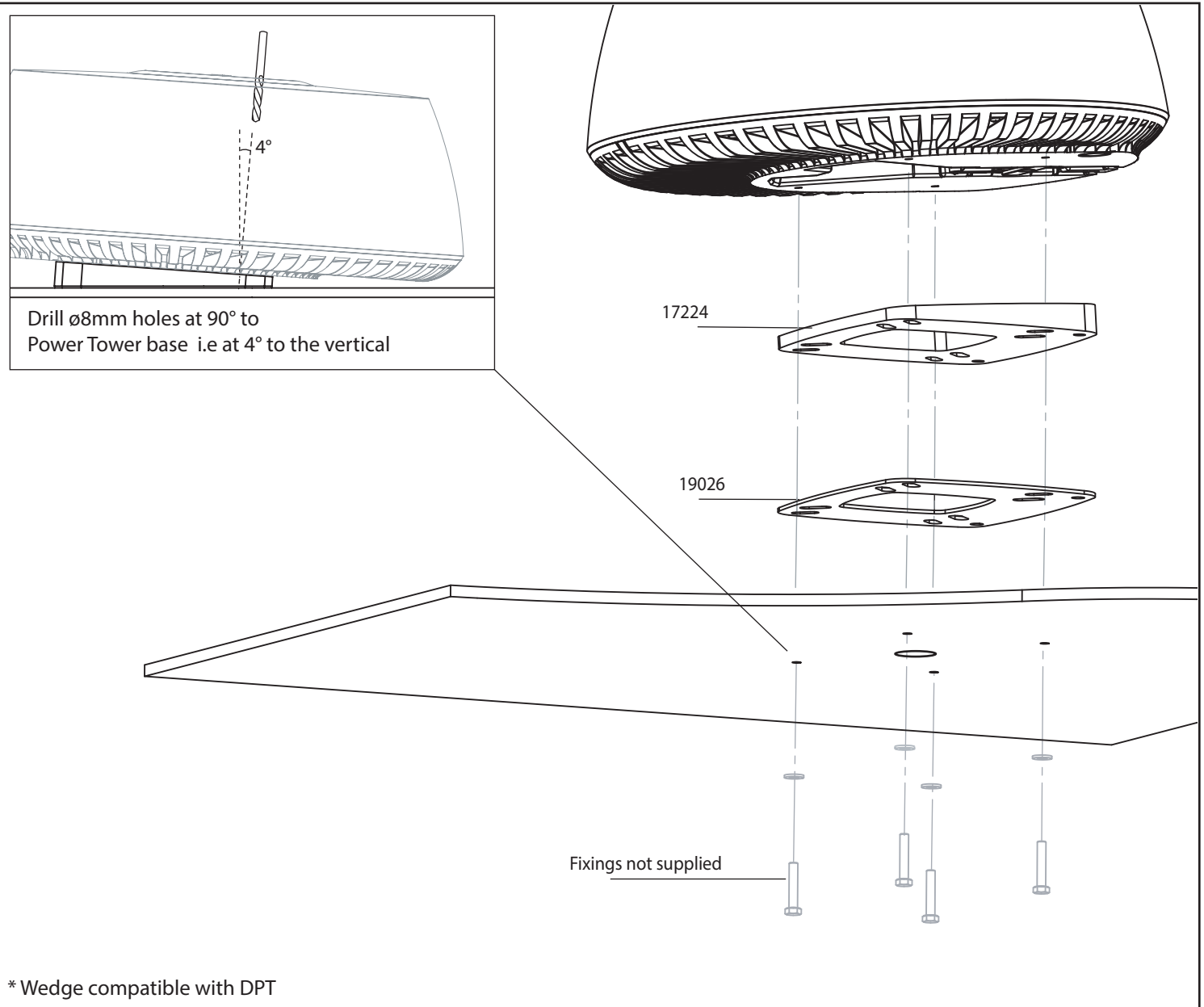
| |
|---|
| <p>4° Washer</p>  <p>WD-WP 4</p> |
|---|

Tools Required

| | |
|--|---|
|  <p>Spanner to match device fixings</p> |  <p>8.5mm (13/32")</p> |
|  <p>Hole saw ø50mm (2")</p> |  <p>Power Drill</p> |

Parts Required

| | |
|---|---|
|  <p>M8 Bolts</p> |  <p>Large Plain washer</p> |
|---|---|



* Wedge compatible with DPT

Share your installation with us.



UK & International
+44 (0)1392 531280
sales@scanstrut.com

For further installation
and warranty information
please visit:
www.scanstrut.com

USA
+1 860 308 1416
usasales@scanstrut.com

SCANSTRUT®